



Ramanujan Global School ,Manesar

Winter Holiday homework

Class- Nursery

Dear student

Holidays are integral parts of a student's life. It is a time to explore and a time to learn in different ways. When holidays are given a meaningful direction, it results in a productive and enjoyable time. Let's use these holidays to pursue some hobbies and apply our minds creatively to learn new things and to bring a change in the environment, in our individual way.

GENERAL INSTRUCTIONS TO BE FOLLOWED WHILE DOING HOMEWORK:

1. Take a printout of the holiday homework worksheet.
2. Homework will be assessed for the neat handwriting, presentation, creativity and submission of the work on time.
3. Parents can be facilitator at home. However, the work should be done independently by the child in his/her handwriting.

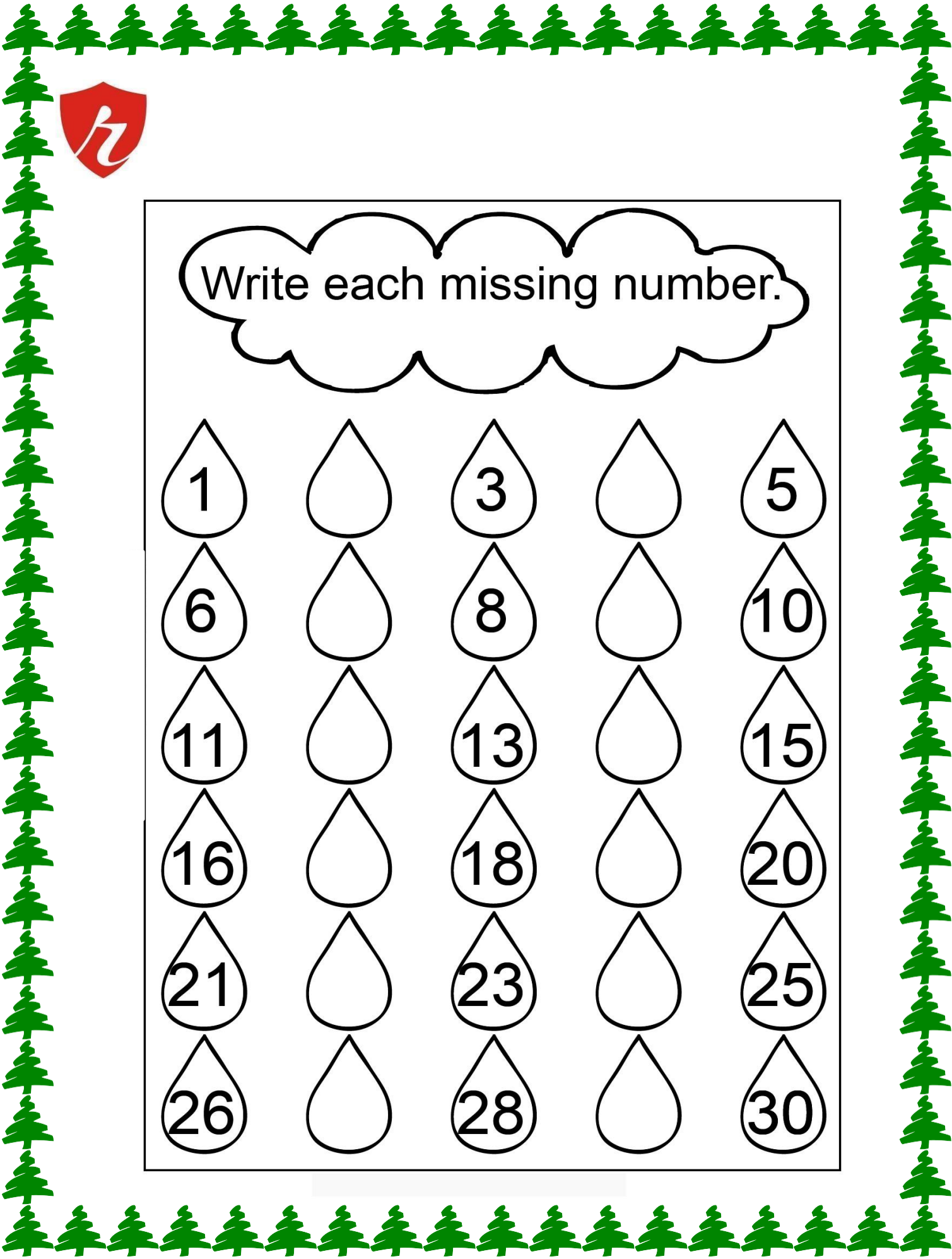
Eng-Write / Learn alphabets A to Z (5 times in notebook).

Maths-Write / Learn counting 1-50 (5 times in notebook).

Hindi-स्वर अ से अ : तक क और च वर्ग पाँच बार कॉपी मे लिखो व याद करो।

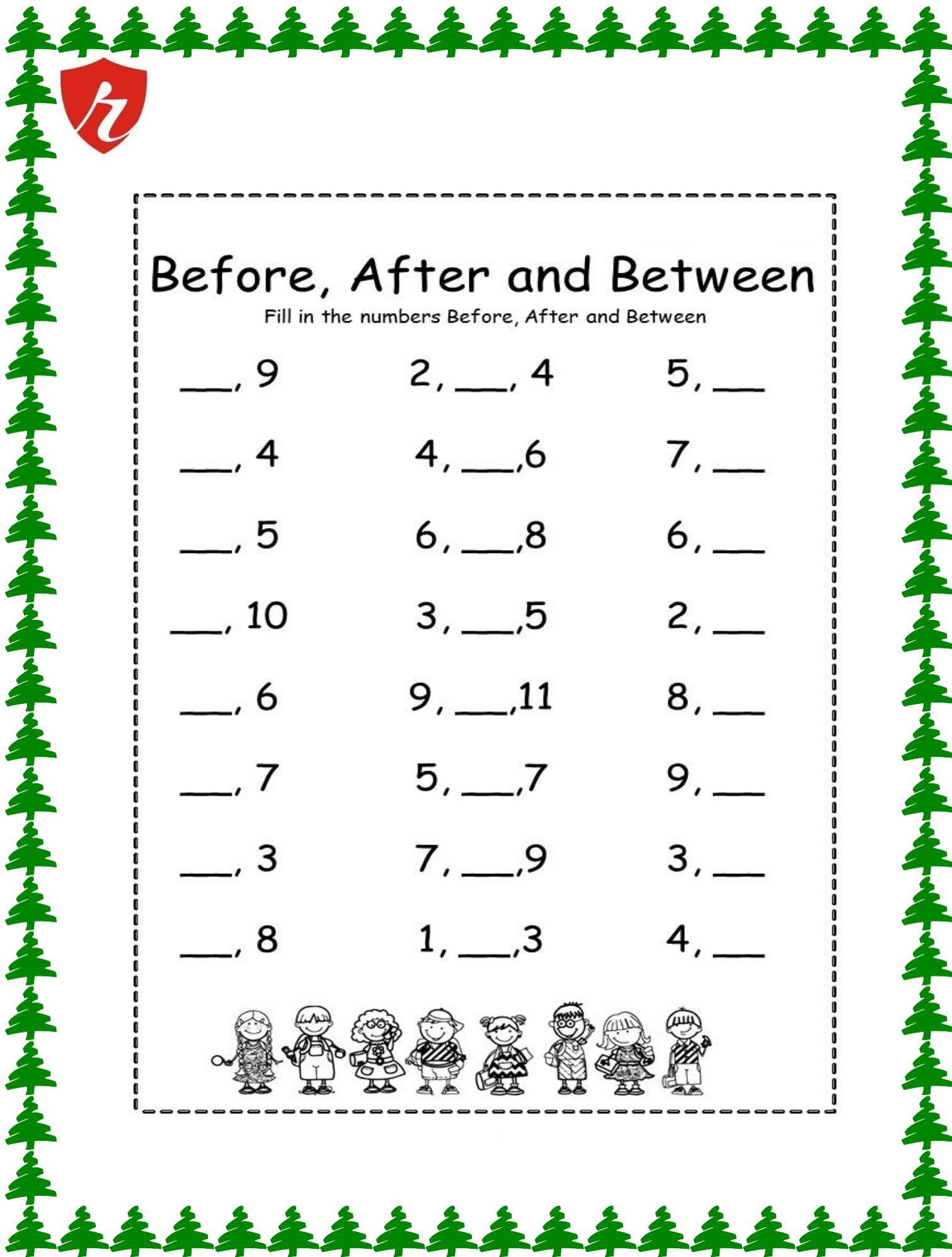
NOTE-: Winter break will start from 31st December 2024 to 15th January 2025 from classes Pre-Nursery to 7th. School will reopen on Thursday,16th January 2025 as usual time. During winter vacation, the school reception will open from 8:30 a.m to 1:30 p.m so, kindly submit the fee for the month of January.

SOLVE THE WORKSHEETS GIVEN BELOW:



Write each missing number.

1		3		5
6		8		10
11		13		15
16		18		20
21		23		25
26		28		30



Before, After and Between

Fill in the numbers Before, After and Between

___, 9

2, ___, 4

5, ___

___, 4

4, ___, 6

7, ___

___, 5

6, ___, 8

6, ___

___, 10

3, ___, 5

2, ___

___, 6

9, ___, 11

8, ___

___, 7

5, ___, 7

9, ___

___, 3

7, ___, 9

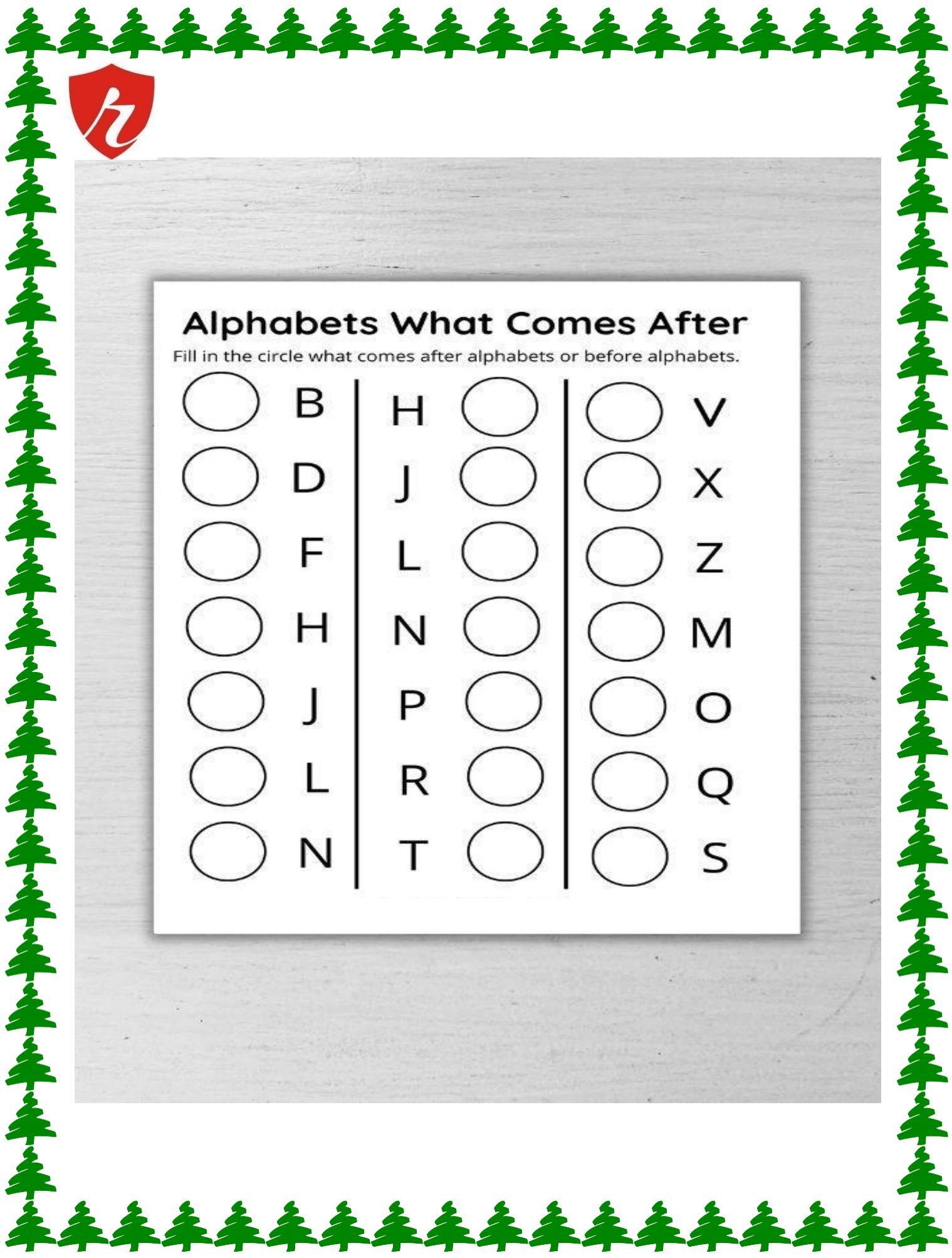
3, ___

___, 8

1, ___, 3

4, ___





Alphabets What Comes After

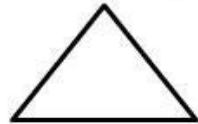







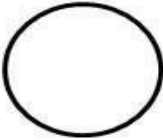
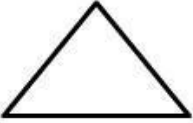
Fill in the circle what comes after alphabets or before alphabets.

<input type="checkbox"/>	B		H	<input type="checkbox"/>		<input type="checkbox"/>	V
<input type="checkbox"/>	D		J	<input type="checkbox"/>		<input type="checkbox"/>	X
<input type="checkbox"/>	F		L	<input type="checkbox"/>		<input type="checkbox"/>	Z
<input type="checkbox"/>	H		N	<input type="checkbox"/>		<input type="checkbox"/>	M
<input type="checkbox"/>	J		P	<input type="checkbox"/>		<input type="checkbox"/>	O
<input type="checkbox"/>	L		R	<input type="checkbox"/>		<input type="checkbox"/>	Q
<input type="checkbox"/>	N		T	<input type="checkbox"/>		<input type="checkbox"/>	S



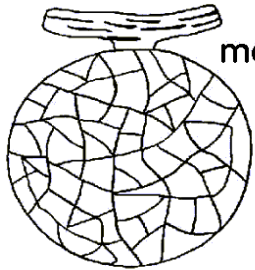
Recognizing Shapes

Connect shapes with a line

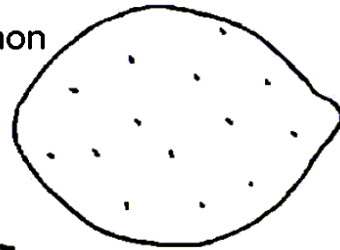




Color the fruit





melon





lemon

pineapple



bananas

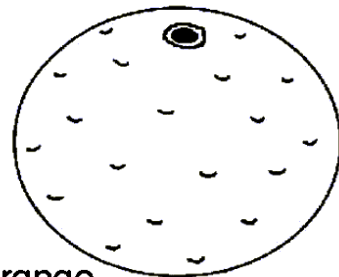
strawberry



grapes



apple



orange



चित्र का सही वर्ण को ढूँढ कर गोला बनाओ



आ अ ऊ इ



इ ई ऊ ई



उ ऊ ई ई



आ उ इ उ



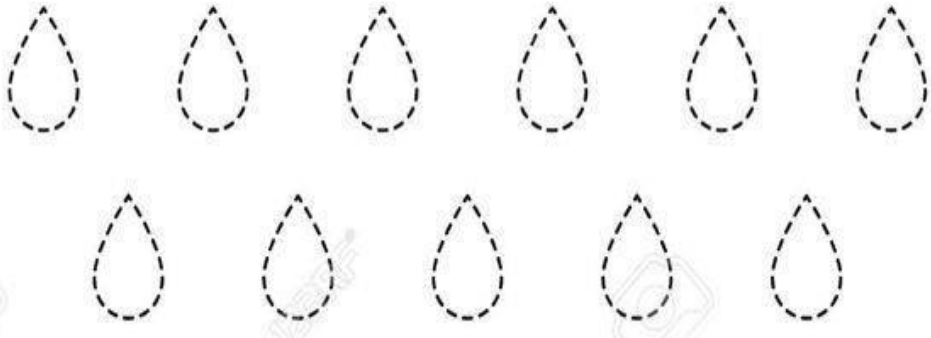

ऊ अ ऊ ई

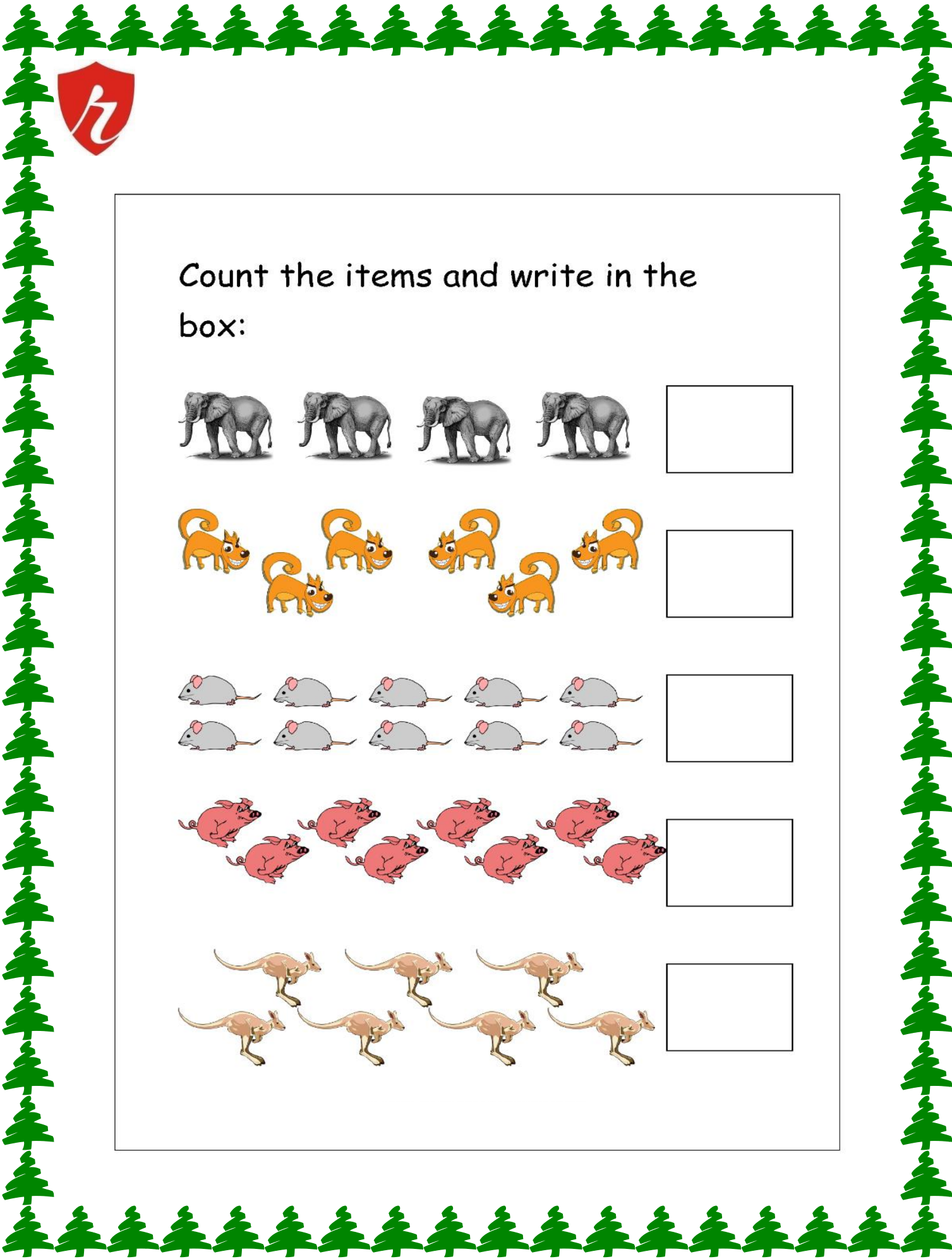


ऊ अ आ अ



चित्र के नाम के पहले अक्षर को लिखो





Count the items and write in the box:

