



RAMANUJAN GLOBAL SCHOOL, MANESAR

Winter Holiday homework

Class- I

Dear student,

Holidays are integral parts of a student's life. It is a time to explore and a time to learn in different ways. When holidays are given a meaningful direction, it results in a productive and enjoyable time. Let's use these holidays to pursue some hobbies and apply our minds creatively to learn new things and to bring a change in the environment, in our individual way.

GENERAL INSTRUCTIONS TO BE FOLLOWED WHILE DOING HOMEWORK:

1. Take a printout of the holiday homework worksheet.
2. Homework will be assessed for the neat handwriting, presentation, creativity and submission of the work on time.
3. Parents can be facilitator at home. However, the work should be done independently by the child in his/her handwriting.

English

- a) Revise Ch-6,7 and Poem-A child song ,The Rainbow.
- b) Write 10 difficult words from ch-5, 6, 7.

English gr.

- a) Write and learn essay on 'My Mother' and 'My school'.
- b) Do page no.16 in notebook.

Maths

- a) Do practice of addition with carrying and do subtraction with borrowing in rough notebook.
- b) Learn and write tables 2 to 10.

E.V.S

- a) Revise Q/A and book exercise of ch -11 to 13.
- b) Write and learn Myself in notebook.
- c) Write and learn Body parts name in notebook.
- b) Paste any 5 leaves on A4 sheet with name.



Computer

- Revise Q/A and book exercise of ch- 6, 7.
- Write and learn different parts of computer with their functions in notebook.
- Draw different types of shapes in notebook and colour it.

हिन्दी

- पाठ - 14 और 15 के प्रश्न / उत्तर और शब्दार्थ याद करो ।
- पाठ - 13 में दिए गए लिंग और वचन को कॉपी में लिखो व याद करो।

हिन्दी व्याकरण

- विलोम शब्द और पर्यायवाची शब्द किताब से याद करो ।
- पाठ-10, 11 के प्रश्न/उत्तर कॉपी में लिखो।

G.K.

- Write and learn Months name, place of worship.
- Draw the pictures of traffic symbols on A4 sheet.

Activity

- Make a beautiful New Year card.

NOTE-: Winter break will start from 31st December 2024 to 15th January 2025 from classes Pre-Nursery to 7th. ss
School will reopen on Thursday, 16th January 2025 as usual time. During winter vacation, the school reception will open from 8:30 a.m to 1:30 p.m so, kindly submit the fee for the month of January.




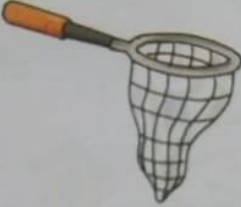


SOLVE THE WORKSHEETS GIVEN BELOW:



English

Vowels and Consonants

Look at the pictures and write the correct vowel to finish each word. Then, join the word with the correct vowel.

	b _ _ g	a e o i u	b _ _ n	
s _ _ n				n _ _ t
	t _ _ p		c _ _ p	


In each pair, circle the picture that begins with a consonant. Then, write its name in the given space.

					
_____		_____		_____	
					
_____		_____		_____	



Opposites

● Circle the opposite picture of the leftmost picture in each row.



● Match the opposites.



fat

under



on

dirty



day

thin



clean

night





Hindi

उलटे अर्थ वाले शब्द

● प्रत्येक शब्द को उसके उलटे अर्थ वाले शब्द से मिलाइए-



रात •

• पतला



मोटा •

• नीचे



सफ़ेद •

• दिन



ऊपर •

• उतरना



गरम •

• काला



चढ़ना •

• ठंडा





गिनती

पढ़िए और लिखिए—



एक



दो



तीन



चार



पाँच



छह



सात



आठ



नौ



दस



Addition

Add the following numbers.

$$\begin{array}{r} 11 \\ + 7 \\ \hline \end{array}$$

$$\begin{array}{r} 12 \\ + 3 \\ \hline \end{array}$$

$$\begin{array}{r} 14 \\ + 3 \\ \hline \end{array}$$

$$\begin{array}{r} 13 \\ + 1 \\ \hline \end{array}$$

$$\begin{array}{r} 15 \\ + 4 \\ \hline \end{array}$$

$$\begin{array}{r} 10 \\ + 10 \\ \hline \end{array}$$

$$\begin{array}{r} 16 \\ + 3 \\ \hline \end{array}$$

$$\begin{array}{r} 10 \\ + 8 \\ \hline \end{array}$$

Read and add.



Naina has 4 toffees.
Her sister has 2 more.
How many toffees in all?

$$\begin{array}{r} \square \\ + \square \\ \hline \square \end{array}$$



5 ducks in a pond.
3 more join them.
How many ducks in all?

$$\begin{array}{r} \square \\ + \square \\ \hline \square \end{array}$$



6 mangoes in a basket.
Mother bought 4 more.
How many mangoes now?

$$\begin{array}{r} \square \\ + \square \\ \hline \square \end{array}$$



Subtraction

Subtract the following.

$$\begin{array}{r} 12 \\ - 1 \\ \hline \end{array}$$

$$\begin{array}{r} 15 \\ - 5 \\ \hline \end{array}$$

$$\begin{array}{r} 17 \\ - 6 \\ \hline \end{array}$$

$$\begin{array}{r} 14 \\ - 2 \\ \hline \end{array}$$

$$\begin{array}{r} 19 \\ - 9 \\ \hline \end{array}$$

$$\begin{array}{r} 18 \\ - 5 \\ \hline \end{array}$$

$$\begin{array}{r} 19 \\ - 4 \\ \hline \end{array}$$

$$\begin{array}{r} 15 \\ - 1 \\ \hline \end{array}$$

Read and subtract.



7 carrots in a basket.
Bunny ate 2 carrots.
How many carrots left ?

$$\begin{array}{r} \square \\ - \square \\ \hline \square \end{array}$$



9 books on a shelf.
Rashi takes 3 books.
How many books left on the shelf ?

$$\begin{array}{r} \square \\ - \square \\ \hline \square \end{array}$$




7 students in a class.
All go out to play.
How many students left in the class?

$$\begin{array}{r} \square \\ - \square \\ \hline \square \end{array}$$





Patterns

Look carefully and finish each pattern.



Circle the correct picture to complete the pattern.





Computer

Know Your Machine

- Machines make our work easy. Match these machines with the work they do for us by writing correct letter in each circle.

a.



Geyser

b.



Water Purifier

c.



Oven

1. We wash clothes in it.



2. It keeps food cool and fresh.



3. It heats water for us.



4. We use it to purify water.



5. It keeps our rooms cool.



6. We can bake food in it.



d.



Air Conditioner

e.



Washing Machine

f.



Fridge



Parts of Computer

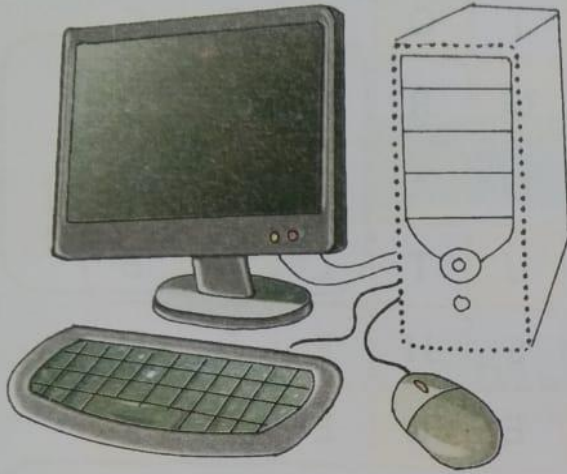
Write the first letter of each picture to form a word.






Parts of a Computer

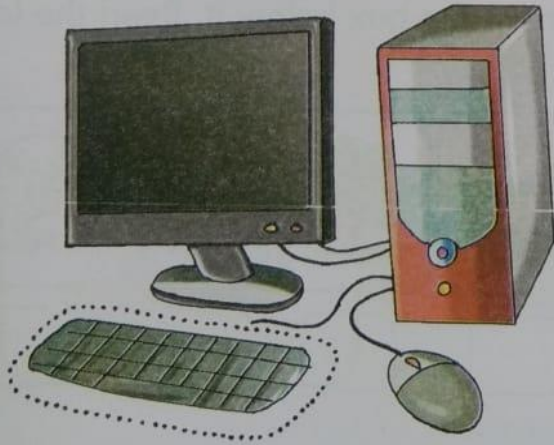
Trace over the parts of the computer and fill the missing letters to complete their names.




M ○ ○ I ○ ○ R



C ○ ○



K ○ ○ B ○ ○ ○ D



M ○ ○ ○ E



Plants

Colour the plant and label its parts.

- ROOTS
- LEAF
- FRUIT
- STEM
- FLOWER

Write 1, 2, 3 in correct order to show the growth of the plant.

□ □ □

Draw the following flowers.

Lotus

Sunflower




Proud to be an Indian

- As a proud Indian, we should be aware of the national symbols of our country. Let's complete this crossword by writing their names with the help of the clues.

↓ Down

- Our national fruit.
- Our national animal.



ACROSS →


- Our national tree.
- Our national flower.
- Our national bird.



Odd One Out

Find and circle one picture in each group that does not fit in the group.

1.



Chess



Carom



Football



Scrabble

2.



T-shirt



Skirt



Sweater



Shorts

3.



Rose



Lily



Lotus



Cauliflower

4.



Sparrow



Mouse



Parrot



Pigeon

5.



Truck



Bus



Car



Helicopter

6.



Chalk



Dustbin



Duster



Blackboard