



Ramanujan Global School , Manesar

Summer homework (fun time)

- ❖ International yoga day is on 21 June (Make yoga part of your daily life)
Learning yoga asana (Minimum 5) its name and its benefits .

Capital & small letters	: Do page no. 28 to 38 in book.
English	: Write / Learn capital and small letters Aa to Zz , cursive small and capital letter Aa to Zz (5 times) in your notebook.
Hindi	: अ से ज्ञ , दो और तीन अक्षर के शब्द (5 बार) कॉपी मे लिखो व याद करो ।
Math	: Write / Learn counting 1 to 100 , backward counting 100 to 1 (5 times) in your notebook.
E.V.S.	: Learn parts of the body name , family ,sweet home and my self .
Rhyme	: learn rhyme tea pot , cock crow in the morning(do page no 2 , 4 in English rhyme book) and सीखो , इंद्रधनुष (do page 2 , 6 in hindi rhyme book).

NOTE:-All Subject's Holiday Homework should be done in a separate notebook.

During summer vacation school will remain open for clerical pendency, admissions and for fee submission.

School has given home assignment for summer vacation to your ward in major subjects. So motivate and guide your ward to complete it.

Dear parents,

To make the vacation of your ward more meaningful and academic oriented, following pages from school books have been incorporated in the holiday homework. We request you to encourage your ward to do these pages on their own under your valuable supervision in the books itself.




Thumb printing apple with red colour






Decorate the Tomato with Red Bindi





BIG & SMALL

Color Big object with red and Small with blue.




T

Tr

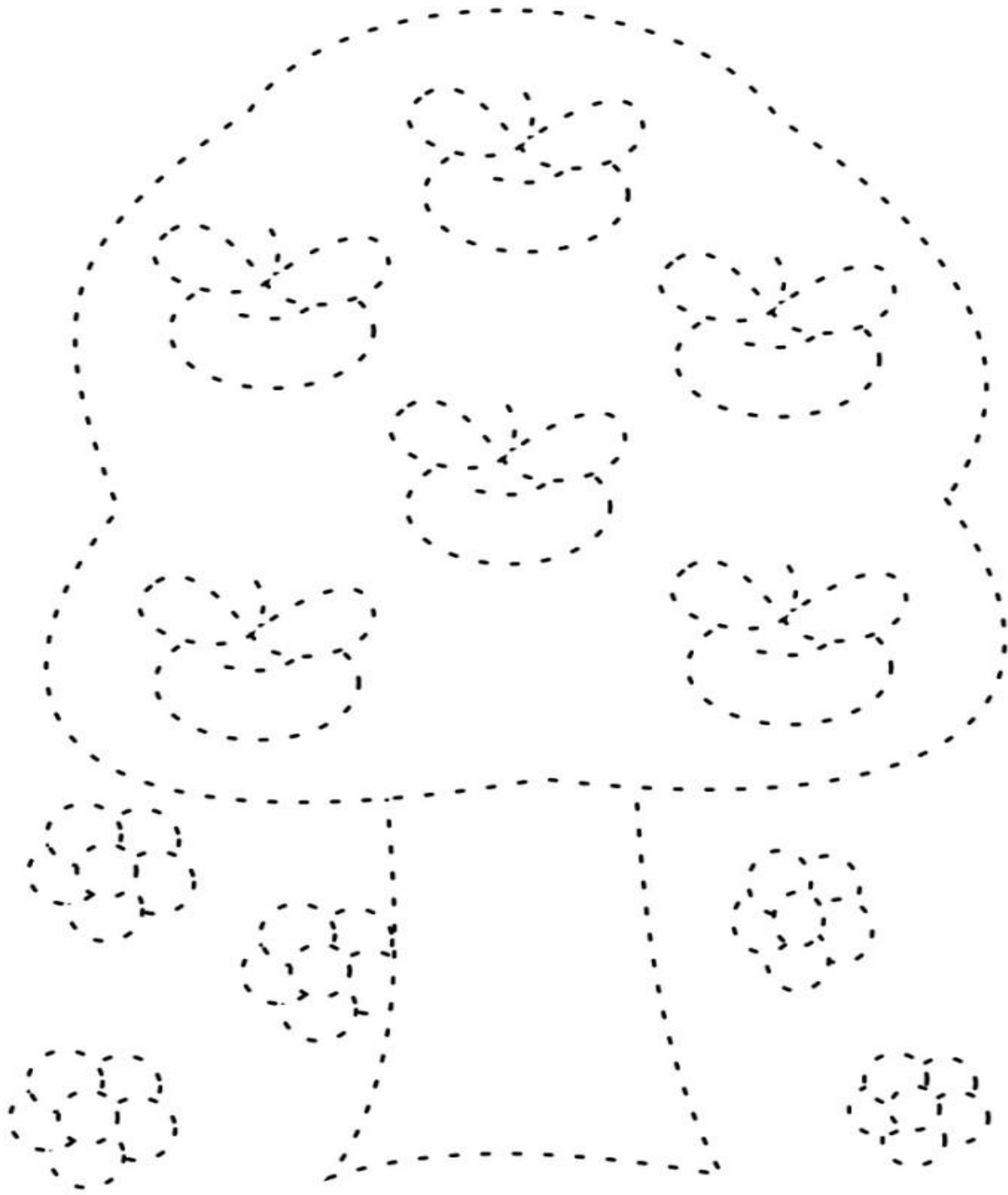


Trace on the dotted lines and follow the lines with your pencil .Colour the picture.





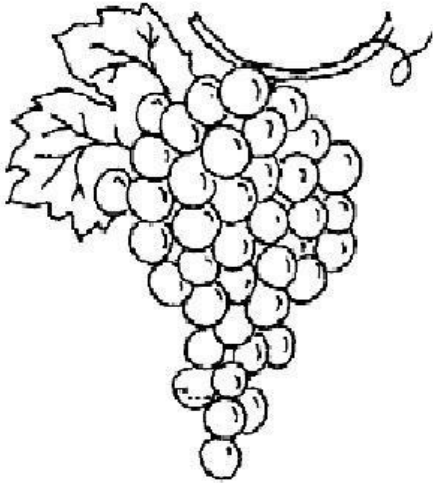





Join the dots and make a beautiful pattern in it with coloured pencil.





COLORS THE FRUITS





Match the uppercase letter with its lowercase letter.



A

d



C

m



E

b



G

e



I

c



L

k



K

a



M

o



B

g



D

l



O

i



Hindi Worksheet

एक अक्षर के साथ अलग-अलग अक्षर जोड़कर शब्द बनाना सीखे।

क	ल	कल
	म	कम
	प	कप

फ	ल	
	न	
	ट	

स	र	
	ब	
	च	

आ	प	
	म	
	ग	

ह	म	
	ल	
	क	

म	न	
	ल	
	र	



Find 5 differences





A. Match the body parts to their names :

1.



a. tongue

2.



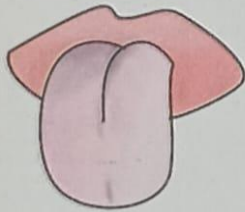
b. eyes

3.



c. ear

4.



d. nose

B. Count and write how many you have :

1. fingers : _____

2. legs : _____

3. hands : _____

4. ears : _____

5. stomach : _____

6. neck : _____

7. feet : _____

8. eyes : _____



Tick (✓) the good manners and cross (✗) the bad manners :





Tick (✓) the good habits and cross (✗) the bad habits :






A. Complete the following information about your family :

1. My father's name is _____ .
2. My mother's name _____ .
3. My father's mobile number _____ .
4. My mother's mobile number _____ .
5. I have _____ brother(s) and _____ sister(s).


B. Paste your family photograph in the given space :





CROSSWORD

Complete the crossword below.



Across




2. We help you to hear.
5. I help you to clean your body.
6. We help you to walk.
8. We help you to clean your teeth.
9. We help you to jump.
10. I help you to taste.
11. We help you to hold things.

Down

1. I help you to see.
3. I help you to clean your hair.
4. I help you to trim your nails.
7. I help you to smell.
8. I help you to chew food.
12. I help you to feel.



Colour the Pictures of Animals





A. Unscramble the words :

1. E B D O O R M

--	--	--	--	--	--	--	--	--	--




2. T B H A M O O R

--	--	--	--	--	--	--	--	--	--

3. H C K T E I N

--	--	--	--	--	--	--	--	--	--

B. Match the articles with the correct place :





Cross the odd one out :

