



**Bachpan Play School
Manesar**



Summer Holiday Homework

CLASS-UKG



Summer time, summer time Let's go out and play Time for fun, and lots of sun.
I love these kind of day! Summertime, summertime, Swimming to stay cool.
Pillow fights, and late night bites. An awesome break from school!



FUNTIME

❖ International yoga day is on 21 June (Make yoga par to your daily life)

Learning yoga asana (Minimum 5) its name and its benefits.

Academic-H.W

Cursive book	: Do page no 21 to 30.
English	: Write/ Learn capital and small cursive letters A to Z, vowels and consonants , sound a words (5 times) in your notebook.
Math	: Write backward Counting 100 to 1 , counting 1 to 100 and after number (5 times) In your notebook.
Hindi	: अ से ज्ञ, दो , तीन और चार अक्षर के शब्द (5 बार) कॉपी मे लिखो व याद करो ।
Hindi work book	: Do page no. 23 to 33.
E.V.S.	: Write / Learn parts of the body name , our neighbourhood and my self .
Rhymes	: Learn ten little fingers , Mummy , चिड़िया बोली कुट कुट कुट
Story (Learn)	: The lion and them mouse.

NOTE:-All Subject's Holiday Homework should be done in a separate notebook.

During summer vacation school will remain open for clerical pendency, admissions and for fee submission.


School has given home assignment for summer vacation to your ward in major subjects. So motivate and guide your ward to complete it.

Dear parents,

To make the vacation of your ward more meaningful and academic oriented, following pages from school books have been incorporated in the holiday homework. We request you to encourage your ward to do these pages on their own under your valuable supervision in the books itself.

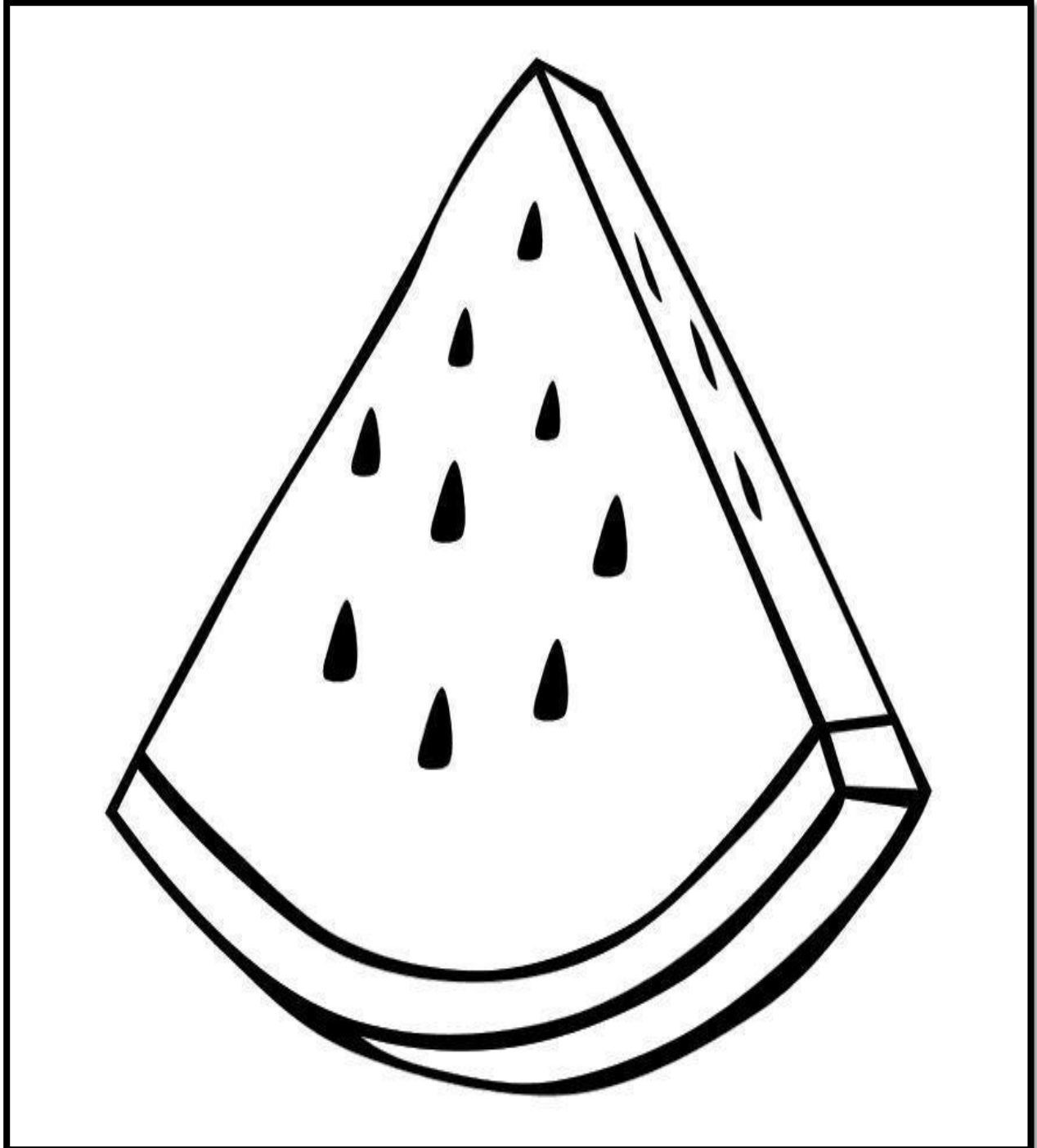


Decorate the Tomato with Red Bindi






Thumb Printing Watermelon with Red Colour






Colour the Big






Big and Small


Read and follow the directions.



Circle the **small** picture.



Colour the **big** picture red.




Under line the **small** picture.



Colour the **big** picture.

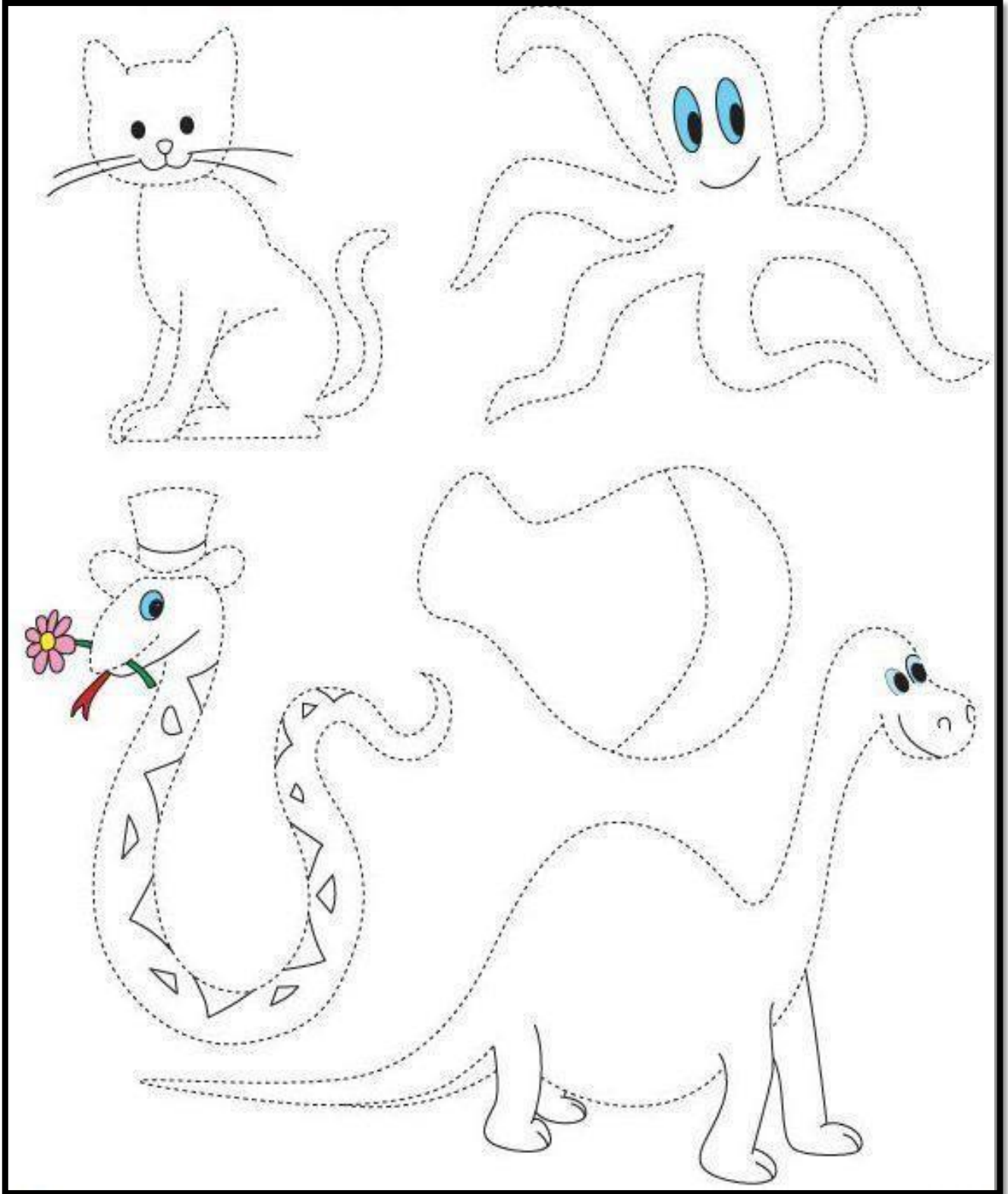


Trace on the dotted lines and follow the line with your pencil .Colour the picture





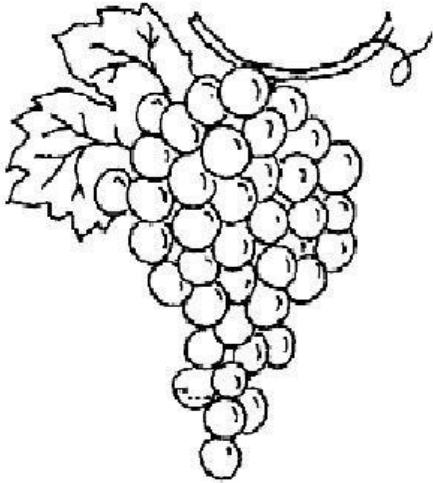





Join the dots and colour the picture to make the animal kingdom lively.








COLORS THE FRUITS





Colour the Pictures of Animals





Find 5 Difference


Find 5 differences





CROSSWORD

Complete the crossword below.



Across

2. We help you to hear.
5. I help you to clean your body.
6. We help you to walk.
8. We help you to clean your teeth.
9. We help you to jump.
10. I help you to taste.
11. We help you to hold things.

Down

1. I help you to see.
3. I help you to clean your hair.
4. I help you to trim your nails.
7. I help you to smell.
8. I help you to chew food.
12. I help you to feel.




Match the picture to the correct senses.






Count the picture and circle the correct number.


HOW MANY?



1 2 3 4 5




1 2 3 4 5




1 2 3 4 5




1 2 3 4 5



1 2 3 4 5



1 2 3 4 5



1 2 3 4 5



1 2 3 4 5



Hindi Worksheet

एक अक्षर के साथ अलग-अलग अक्षर जोड़कर शब्द बनाना सीखे।

क	ल	कल
	म	कम
	प	कप

फ	ल	
	न	
	ट	

स	र	
	ब	
	च	

आ	प	
	म	
	ग	

ह	म	
	ल	
	क	

म	न	
	ल	
	र	



Numbers Before After & Between Worksheet

What number comes before and after.

___ 27 ___ ___ 33 ___ ___ 40 ___

___ 15 ___ ___ 21 ___ ___ 38 ___

___ 11 ___ ___ 17 ___ ___ 20 ___

___ 16 ___ ___ 25 ___ ___ 10 ___

___ 29 ___ ___ 45 ___ ___ 13 ___

___ 9 ___ ___ 12 ___ ___ 15 ___

___ 17 ___ ___ 20 ___ ___ 23 ___

