



# Ramanujan Global School, Manesar

## Class - Nursery Summer homework (fun time)

- ❖ International yoga day is on 21 June (Make yoga part of your daily life )  
Learning yoga asana (Minimum 5) its name and its benefits.

अक्षर लेखन	: पेज नंबर 6 से 13 तक पुस्तक मे करो ।
Enjoy with capital letters	: Do page no 8 to 15 in book .
English	: Write / Learn A to D (5 times) in your notebook.
Maths	: Write / Learn 1 to 4 (5 times ) in your notebook.
Hindi	: अ से ई तक (5 बार ) लिखो और याद करो ।
Rhyme	: Twinkle Twinkle , Early to bed ( do page no. 4,6 in English rhyme book) and आम, मछली जल की रानी है । (do page no, 16, 24 in hindi rhyme book).
Enjoy with picture	: Learn Fruits name , Vegetables name ( do page no. 5 in Book).

**NOTE:- All Subject's Holiday Homework should be done in a separate notebook.**

**During summer vacation school will remain open for clerical pendency, admissions and for fee submission.**



**School has given home assignment for summer vacation to your ward in major subjects. So motivate and guide your ward to complete it.**

Dear parents,

To make the vacation of your ward more meaningful and academic oriented, following pages from school books have been incorporated in the holiday homework. We request you to encourage your ward to do these pages on their own under your valuable supervision in the books itself.








# Trace Line & Color





## Trace Sleeping Lines & Color








# Trace Slanting Lines





# Curved Line Tracing





Draw a line to match the uppercase letters.

A

B

E

E

B

D

C

A

D

C



समान वर्ण को मिलान करो

अ

आ

इ

ई

उ

ऊ

श्च

ज

झ

ञ

ट

ठ



Match the same numbers

1

2

3

4

5

3

4

5

2

1






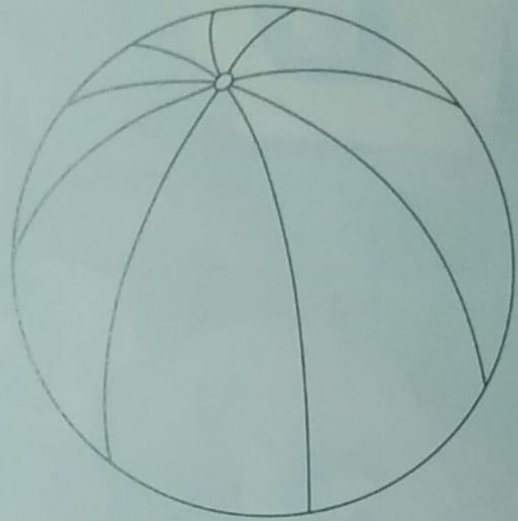


**ACTIVITY ZONE**

Circle the beginning letters of these pictures. Colour the pictures :



A B



C B




D C



D A




Thumb printing with grapes with green colour.



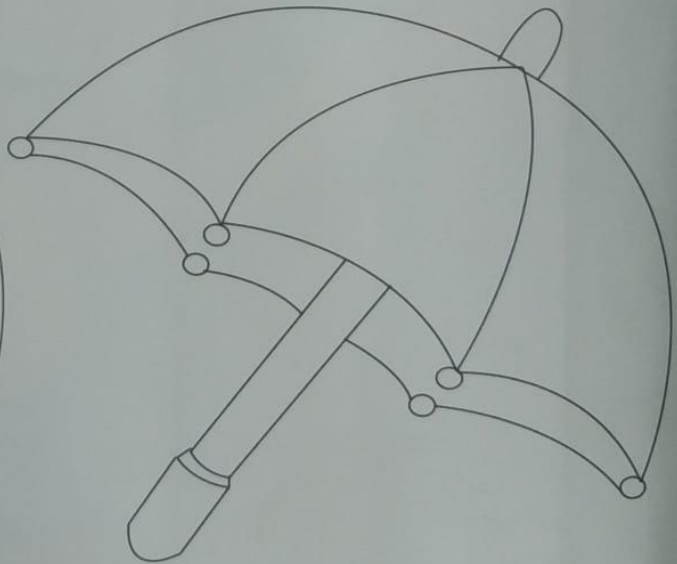
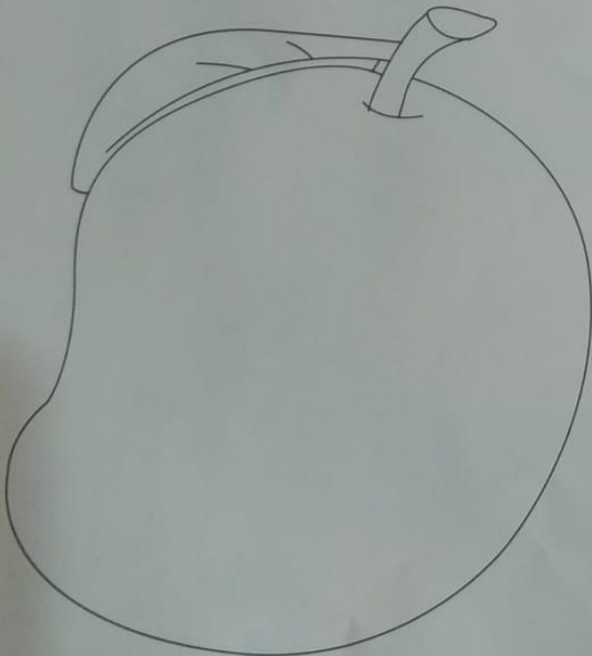




Decorate the apple with Red Bindi





Look at the pictures and colour the natural things in green :









Count the stars and write down in the given box. Colour the big star :





● Match the similar.





Trace the lines and color the picture

