



RAMANUJAN GLOBAL SCHOOL, MANESAR

SUMMER HOLIDAY HOMEWORK

CLASS-I

Scrap book fun

Let's make a scrap book.

Collect photographs of your summer vacation trip.

Cut and paste photographs of your family members (father, mother, siblings, grandparents) and the places you visited in you scrap book.

Decorate the cover of your scrap book using tip printing, thumb printing, hand printing.

Learn any rhyme of your choice (3-4 lines) and recite it in front of your friends when you come back to class.

Environment Day is on 5th June so make a scrap book of different types of leaves that you can pick from the garden. Do not pluck the leaves.

Father's Day Celebration

As father's day falls in the month of June here is an interesting activity which you can enjoy with your children.

Spend an entire day with your children. Tell them the stories related to you and your father (child's grandfather).

Make a simple yet special card for the child's grandfather and then request the child to make something special for you, anything they can use colors.

International yoga day is on 21 june (Make yoga a part of your daily life)

Learn yoga asana (Minimum 5) its name and its benefits.

NOTE:- All Subject's Holiday Homework should be done in a separate notebook.

School has given home assignment for summer vacation to your ward in majorsubjects. So motivate and guide your ward to complete it.



Holiday Homework

Maths

1. Solve page number 37 to 41 in book.
2. Learn table 2 to 6.
3. Do practice of number names, Before, After, Between, Addition and Subtraction for test.

Computer

1. Write 5 natural things and 5 man made things.
2. Write five uses of computer.
3. Revise Chapter- 1,2.
4. Activity – Paste pictures of computer parts (chart).

EVS

1. Learn Myself.
2. Learn Body parts name.
3. Learn Good habits.
4. Revise chapter 1,2.
5. Activity – a. Paste Pictures of your favourite fruits and vegetables (A4 sheet)
b. Paste Pictures of family tree (chart).

English

1. Learn all exercise from ' Do You Remember'.
2. Learn any 10 opposite words from Chapter–1.
3. Learn poem ' All Of Me'.
4. Do 10 page writing.



English Gr.

1. Learn Exercise of chapter 2 and 3.
2. Activity - Make charts on the following topics :
 - a. Sentence
 - b. Noun.

G.K

1. Make a beautiful collage on National Symbol Of India(A3 sheet).
2. Learn Chapter 1 to 5.

Hindi

1. दो, तीन व चार वर्णों वाले वह दस- दस शब्द पाँच बार लिखे। स्वर व्यंजन लिखे, महीनों के नाम, दिनों के नाम दो-दो बार लिखे ।
2. पाठ- 1 से 3 तक अभ्यास करे व प्रश्न उत्तर याद करे ।

Art and Activity

1. Do page number 14,15 and 16.
2. Draw any 5 Fruits with name(chart).



MATHS

Name _____

Before-Between- After

Directions: Write the number that comes before, between and after each number.

Before

___ 8

___ 17

___ 12

___ 1

___ 20

___ 44

___ 65

Between

1 ___ 3

20 ___ 22

8 ___ 10

14 ___ 16

31 ___ 33

19 ___ 21

11 ___ 13

After

6 ___

13 ___

29 ___

34 ___

17 ___

42 ___

39 ___

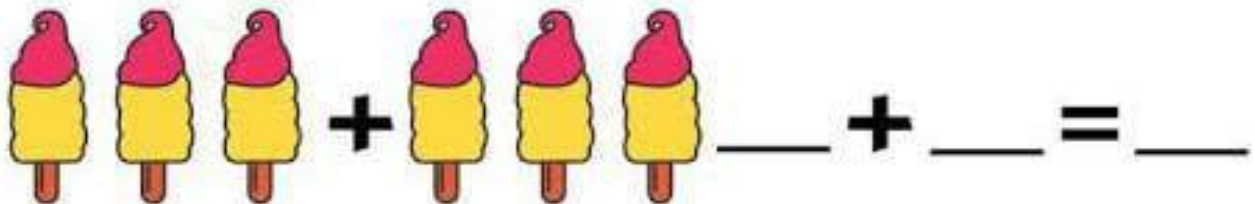
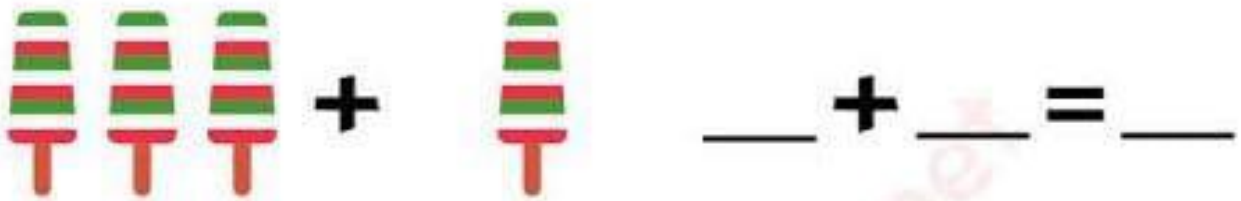
© Annie Moffatt • The Moffatt Girls 2013





Adding Using Pictures

Count/draw the objects, write/read the numbers and find the sum.






Count the pictures and subtract.

Example:

4 - 2 = 2


1 2 3 4 5 6 7 8 9 10



$$7 - 2 = \underline{\quad}$$



$$6 - 5 = \underline{\quad}$$



$$10 - 1 = \underline{\quad}$$



$$9 - 2 = \underline{\quad}$$



$$8 - 4 = \underline{\quad}$$



$$10 - 7 = \underline{\quad}$$



COMPUTER

Computer Parts

DIRECTIONS: Cut and paste to label the computer parts.



printer

keyboard

monitor

CPU

mouse



Matching - Computer Parts

Directions: Identify and match each computer term.



1.

A. Keyboard



2.

B. Monitor



3.

C. Printer



4.

D. CPU



5.

E. Mouse



6.

F. Speakers



EVS

Name: _____

A. Rearrange the following words to get the names of a body part:

1. eots - _____

2. danhs - _____

3. cefa - _____

4. elgs - _____

5. eenk - _____

6. ootf - _____

7. yee - _____

8. arhi - _____

9. sone - _____

10. eckn - _____

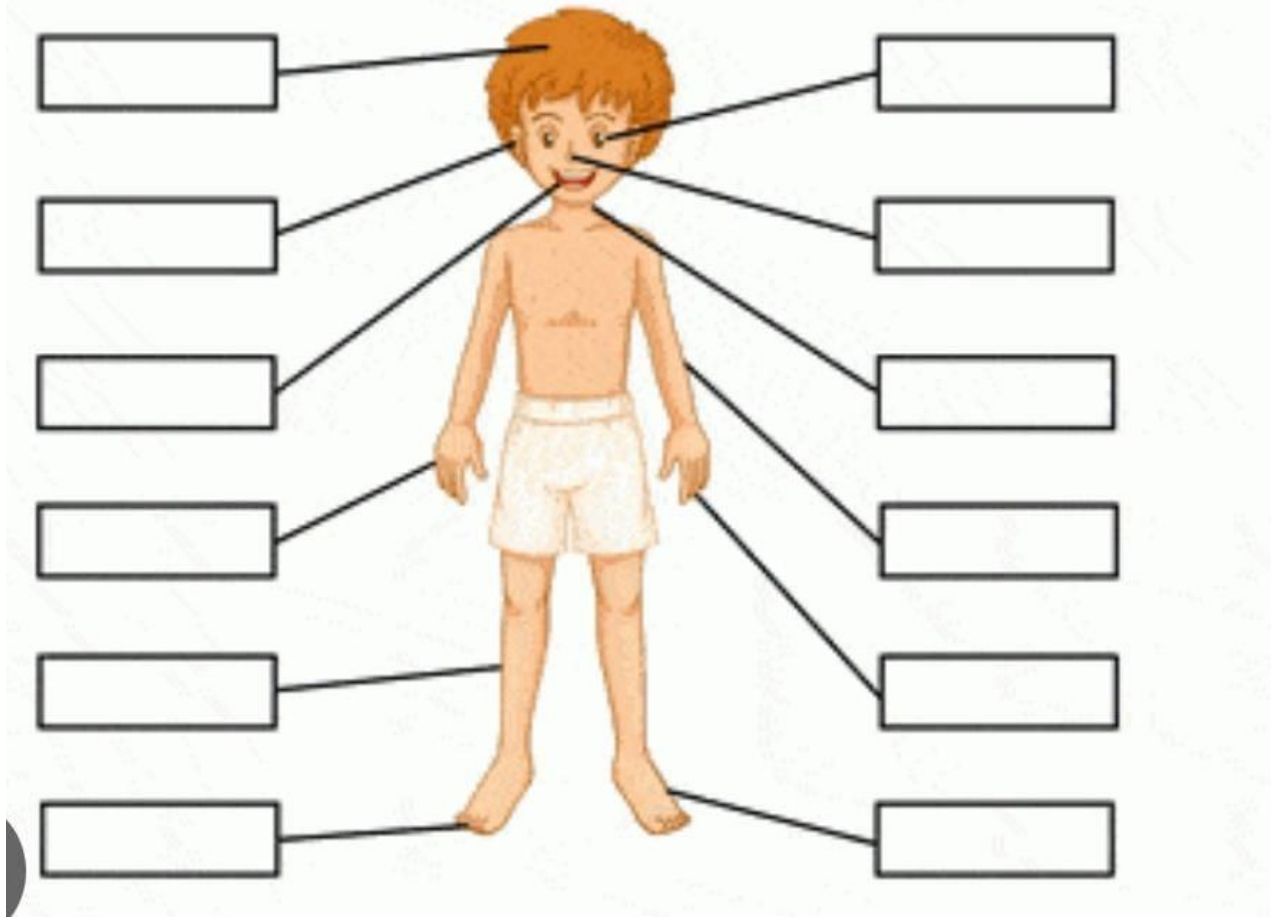
11. daeh - _____

12. nsik - _____



Label the parts of the body below.

- | | | | |
|------|-------|---------|------|
| arm | hand | leg | foot |
| eye | mouth | ear | nose |
| neck | toes | fingers | head |



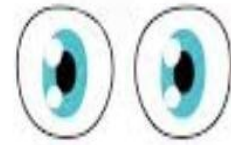


How Many?

I have _____ hands



I have _____ eyes



I have _____ ears



I have _____ mouth



I have _____ nose



I have _____ legs





ENGLISH

Name _____

CCSS 1.1.1.b Use common, proper, and possessive nouns.

Nouns

A *noun* names a person, place, or thing.

Directions: Look for the underlined noun in each sentence. Tell if the noun is a person, place, or thing.

1. The store is open on Sunday.

place

2. The car was in front of the house.

3. She was going to catch the ball.

4. I could not see the boy.

5. Chips are my favorite snack.

6. I got two books from the library.

7. My teacher is very nice to the class.

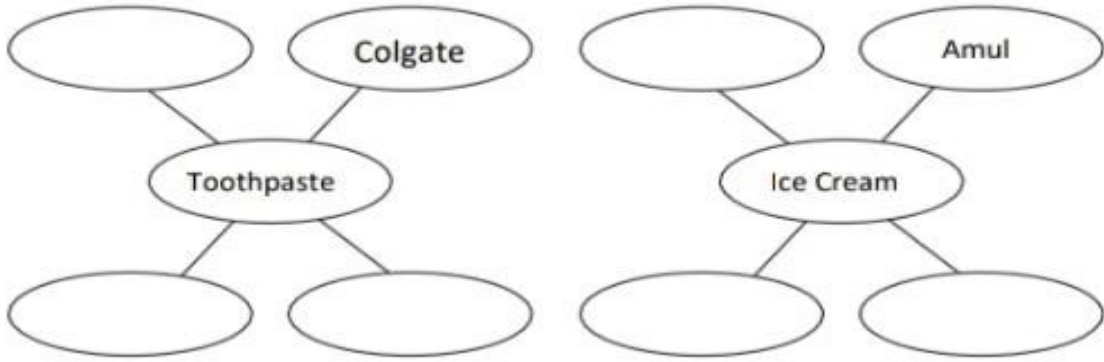
8. We saw the last leaf fall.

9. He left his bag at the school.

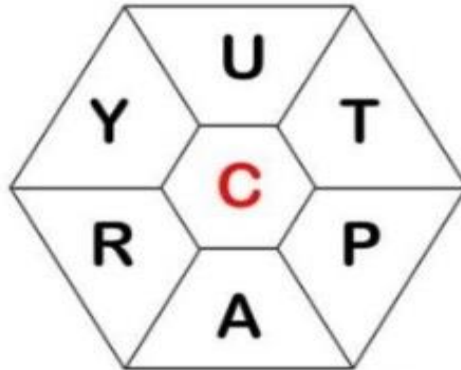
10. The doctor gave me a sucker.



Q2) Write proper nouns (special names) for the following common nouns.



A) Make a new word by combining the letters in the hexagon. The central red letter should be kept common every time



--	--	--

--	--	--

--	--	--

--	--	--

ABCDEFGHIJKLMNOPQRSTUVWXYZ



Hindi

अक्षर को सही मात्रा से मिलाओ - Match the letter to the mat

आ •

इ •

ई •

उ •

ऊ •

ए •

ऐ •

ओ •

औ •

अं •

अः •

• उ

• ौ

• ै

• ं

• ी

• ा

• ्र

• ः

• ि

• ो

• े

Learningprodigy.com



1. चित्र देखकर शब्द लिखो :-



.....



.....



.....



.....



.....



.....

2. अक्षरों को जोड़कर शब्द बनाइए :-

म + ग + र =

च + ल + क =

ग + ल + र =

थ + र + म + स =



G.K

Independence Day- Worksheet

Look at the pictures and Tick the National Symbols of India.





Name:

Sports

Drag the right word under the picture.

- | | | | |
|----------|------------|-----------|--------------|
| golf | basketball | tennis | table tennis |
| football | volleyball | badminton | |

