



Ramanujan Global School, Manesar

Summer Holiday Homework

Class-III

Scrap book fun

Let's make a scrap book.

Collect photographs of your summer vacation trip.

Cut and paste photographs of your family members (father, mother, siblings, grandparents) and the places you visited in you scrap book.

Decorate the cover of your scrap book using tip printing, thumb printing, hand printing.

Learn any rhyme of your choice (3-4 lines) and recite it in front of your friends when you come back to class.

Environment Day is on 5th June so make a scrap book of different typesof leaves that you can pick from the garden. Do not pluck the leaves.

Father's Day Celebration

As father's day falls in the month of June here is an interesting activity which you can enjoy with your children.

Spend an entire day with your children. Tell them the stories related to you andyour father (child's grandfather).

Make a simple yet special card for the child's grandfather and then request the child to make something special for you, anything they can use colors.

International yoga day is on 21 june (Make yoga a part of your daily life)

Learn yoga asana (Minimum 5) its name and its benefits.

NOTE:- All Subject's Holiday Homework should be done in a separate notebook.

School has given home assignment for summer vacation to your ward in major subjects. So motivate and guide your ward to complete it.



Holiday Homework

Maths

1. Solve page number – 46, 47, 49, 50, 51, 52 and 53 in book.
2. Learn Tables from 2 to 12.
3. Do practice of number names, before, after, between, addition and subtraction for test.
4. Solve the given worksheets.

Computer

1. Revise ch -1 and 2.
2. Read Chapter-3.
3. Activity – Draw 4 pictures of computer hardwares. (A4 sheet)

EVS

1. Revise chapter 1 to 3.
2. Learn 10 indoor and outdoor games.
3. Activity – a. Paste five pictures of indoor and outdoor games (A4 sheet)
b. Paste picture of community helpers (A3 Sheet)

English

1. Revise Chapter 1 to 3 and the poem “I meant to do my work today”.
2. Read chapter 4 and write 10 page writing.
3. Learn few lines on --- Good manners, Cleanliness, Discipline.

English Gr.

1. Revise Chapter- 1 to 4.
2. Learn definition of sentences, noun, pronoun.
3. Make a chart of sentence and its kind.

G.K

1. Revise Chapter 1 to 10
2. Learn State and their Capitals.
3. Do pg. no.- 15, 16 and 17.
4. Draw or paste any five our national symbols and write two lines on each symbol (A4 Sheet)

Hindi

1. 10 पेज सुलेख लिखे और प्रतिदिन पाठ्यपुस्तक के एक पेज का वाचन करें।
2. पाठ- 1 से 3 के प्रश्न/उत्तर, शब्दार्थ और पुस्तक अभ्यास को दोहराएँ ।
3. पाठ- 4 पढ़ें व पुस्तक में भाग – क करें ।

Hindi grammar

1. पाठ- 1 से 4 के प्रश्न/उत्तर और पुस्तक अभ्यास को दोहराएँ ।

Art and Activity

1. Do page no 10, 13, 15 to 18.
2. Draw nature scene in your drawing notebook.



English

Name: _____

Pronouns



Underline or circle the pronouns in each sentence.

1. Jack ran to school. He is very fit.
2. Melanie likes cake. She eats it every day.
3. Shaun's dad came home early. He was so excited.
4. The birds flew high above the streets. They were beautiful.
5. Mary has green eyes. They are strange.
6. Alex always wins board games. He is so clever.
7. Jackie doesn't like school. She prefers to stay home.



Name: _____

Date: _____



Nouns



Underline the noun

1. The baby was finally
2. Spot was the name of the dog.
3. The boy played soccer.
4. Anna walked safely across the road.
5. The children ate oranges.
6. The sun was very hot.
7. James and Sarah swam at the beach.
8. The apples tasted yum.
9. The house was very big.
10. The school bus was late.





Opposite Words

Read and match the opposite words.

thin

laugh

hard

good

black

man

even

open

light

come

dark

close

odd

woman

thick

bad

go

cry

easy

white



Hindi

Hindi Worksheet

वर्ण-विच्छेद (varn-vichhed)

निम्नलिखित शब्दों का वर्ण - विच्छेद कीजिए :

- १) सुबह = स + उ + ब + ह
- २) ताजमहल =
- ३) धोती =
- ४) कीमत =
- ५) घड़ी =
- ६) किताब =
- ७) पैसा =
- ८) सावधान =



सही विलोम शब्द से मिलान कीजिए ।

गरीब

छोटा

बुद्धिमान

काला

सफ़ेद

मूर्ख

बड़ा

अमीर

मालिक

नरक

ऊपर

कुरूप

सुन्दर

आसमान

हम

नौकर

ज़मीन

नीचे

स्वर्ग

तुम



उचित संज्ञा से खाली स्थान भरिए -

तितली	पतंग	घर	दिल्ली	कोयल
शेर	आसमान	बच्चे	फल	मछली

1. जंगल का राजा _____ है।
2. फूल पर _____ बैठी है।
3. मोहन का _____ है।
4. पिताजी बाज़ार से _____ लाए हैं।
5. बगीचे में _____ खेल रहे हैं।
6. रमेश _____ उड़ा रहा है।
7. _____ नीला है।
8. तालाब में _____ तैर रही है।
9. _____ गाना गा रही है।
10. लालकिला _____ में है।



Maths

Name _____

Addition with Regrouping

$$\begin{array}{r} 246 \\ +483 \\ \hline \end{array}$$

$$\begin{array}{r} 509 \\ +287 \\ \hline \end{array}$$

$$\begin{array}{r} 452 \\ +356 \\ \hline \end{array}$$

$$\begin{array}{r} 225 \\ +846 \\ \hline \end{array}$$

$$\begin{array}{r} 349 \\ +375 \\ \hline \end{array}$$

$$\begin{array}{r} 463 \\ +472 \\ \hline \end{array}$$

$$\begin{array}{r} 487 \\ +357 \\ \hline \end{array}$$

$$\begin{array}{r} 225 \\ +292 \\ \hline \end{array}$$

$$\begin{array}{r} 597 \\ +290 \\ \hline \end{array}$$

$$\begin{array}{r} 326 \\ +448 \\ \hline \end{array}$$

$$\begin{array}{r} 439 \\ +329 \\ \hline \end{array}$$





Writing Numbers

1. Draw a line from the number written in words to the matching balloon.



635



563



602



710

Five hundred and sixty-three

One hundred and seventy-one

Six hundred and thirty-five

One hundred and seventeen

Seven hundred and ten

Five hundred and seven

Five hundred and seventy

Six hundred and two



117



507



171



570

2. Write the numbers on these balloons in words.



349



806



274



G.K.

National Symbols Of India

Match The Following

Draw a line from the image on the left to the name that matches it.



National Bird



National Vegetable



National Animal



National Flower



National Fruit



Learn States and their capitals

Sr.	State	Capital
1.	Andhra Pradesh	Amaravati
2.	Arunachal Pradesh	Itanagar
3.	Assam	Dispur
4.	Bihar	Patna
5.	Chattisgarh	Raipur
6.	Goa	Panaji
7.	Gujarat	Gandhinagar
8.	Haryana	Chandigarh
9.	Himachal Pradesh	Shimla
10.	Jharkhand	Ranchi
11.	Karnataka	Bengaluru
12.	Kerala	Thiruvananthapuram
13.	Madhya Pradesh	Bhopal
14.	Maharashtra	Mumbai
15.	Manipur	Imphal
16.	Meghalaya	Shillong
17.	Mizoram	Aizawl
18.	Nagaland	Kohima
19.	Odisha	Bhubaneshwar
20.	Punjab	Chandigarh
21.	Rajasthan	Jaipur
22.	Sikkim	Gangtok
23.	Tamil Nadu	Chennai
24.	Telangana	Hyderabad
25.	Tripura	Agartala
26.	Uttar Pradesh	Lucknow
27.	Uttarakhand	Dehradun
28.	West Bengal	Kolkata



EVS

COMMUNITY HELPER

Draw lines to match the correct name of each job!



•



•



•



•



•



•

• Police

• Teacher

• Nurse

• Doctor

• Firefighter

• Farmer



Q2. Drag and drop the correct option.



INDOOR

OUTDOOR



INDOOR

OUTDOOR



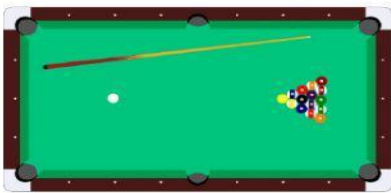
INDOOR

OUTDOOR



INDOOR

OUTDOOR



INDOOR

OUTDOOR



INDOOR

OUTDOOR



Q.1. Answer the following questions:

(a) Name two animals that eat grass: _____



(b) Name two animals that eat flesh: _____

(c) Name two animals that live in water: _____

(d) Name two animals that have wings: _____

(e) Name two animals that can hop: _____

Q.2. Identify the following animals. Write their names and colour the pictures:-





Choose the correct answer :

1_ I live at

- a) school
- b) hospital
- c) home

3_ There are meals a day .

- a) four
- b) three
- c) two

4_ We have breakfast in the

- a) morning
- b) evening
- c) afternoon

5_ Dinner Lunch .

- a) after
- b) before
- c) beside

6_ I do works school .

- a) after
- b) before
- c) in the



Computer

1. Drag the name to the correct place:

monitor mouse keyboard CPU

1. The _____ controls the computer.
2. The _____ shows what is being done on the computer.
3. We can move the pointer on the screen using the _____.
4. We can enter letters and numbers into the computer using the _____.

2. Match:

Computer parts



Name

Mouse

CPU

Monitor



INPUT AND OUTPUT DEVICES

Identify the output and input devices.



Output device

Input device



Output device

Input device



Output device

Input device



Output device

Input device



Output device

Input device



Output device

Input device



Output device

Input device



Output device

Input device